



VS.7a Lincoln's election: cause and effect

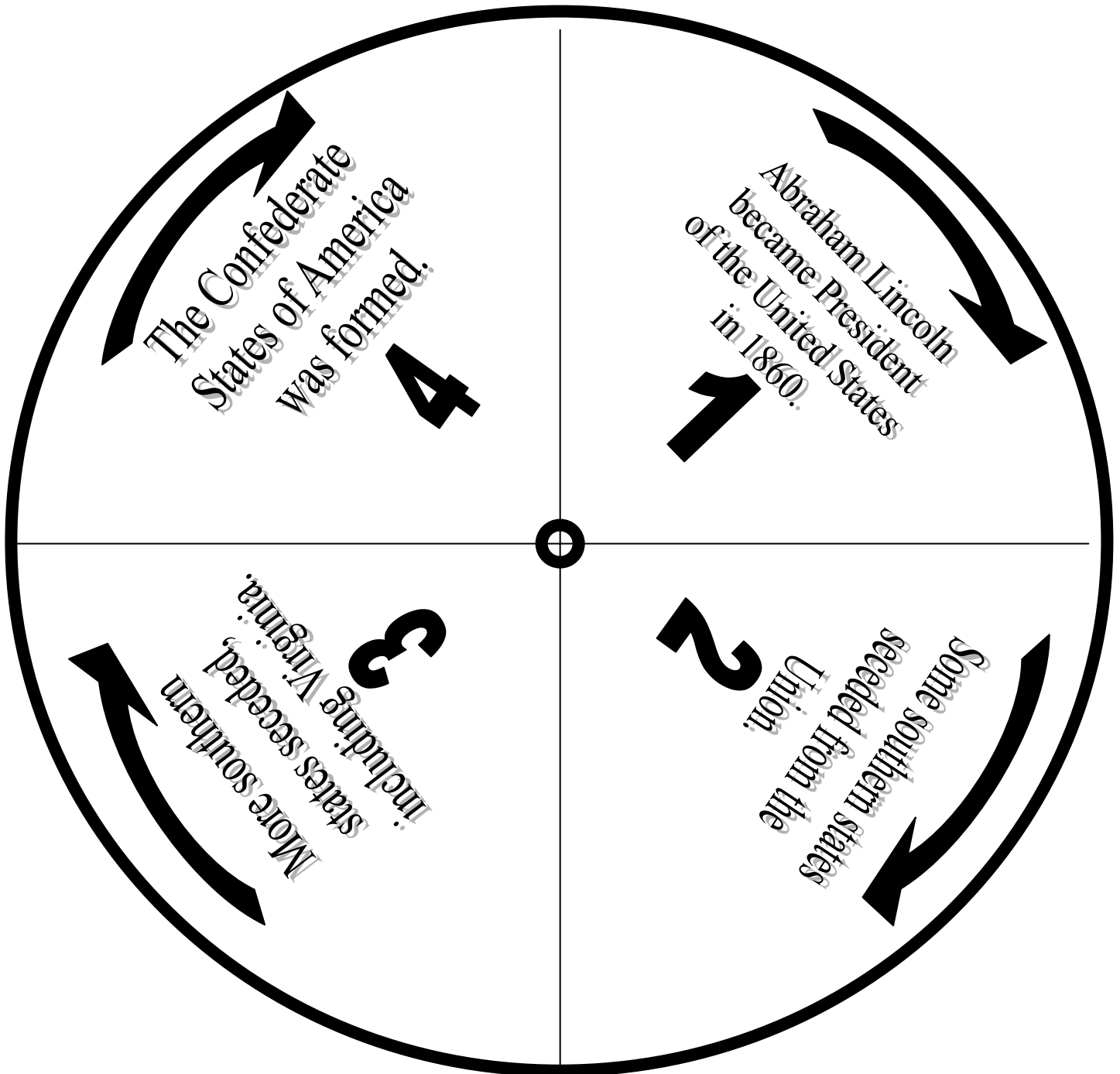
***After Lincoln's
Election:
What happened
next.***

Cut out this
section.



1860

VS.7a Lincoln's election: cause and effect



VS.7a Lincoln's election: cause and effect

Teacher Tips:

1. Copy the above wheels onto colors of paper, so that the top and bottom are different colors.
2. Have students cut out the wheels, and then cut out one wedge of the top wheel, as indicated.
3. Place the wheel with the cut out wedge on top and attach with a brad fastener in the middle.
4. Spin the wheel from #1-4 to show the sequence of events as well as the cause and effect.




Photo source: Library of Congress, www.loc.gov
Instructional Support Services

Susie Orr, Fairfax County Public Schools
Elementary Social Studies Team

2006

