A PARENT TUTORIAL

Understanding 2016 PSAT/NMSQT® Results

A Case Study: Ima B. Student's PSAT/NMSQT® Score Report

Take a look at Ima B. Student's sample score report below and on the back. Use the information to help you interpret your student's PSAT/NMSQT® Score Report.

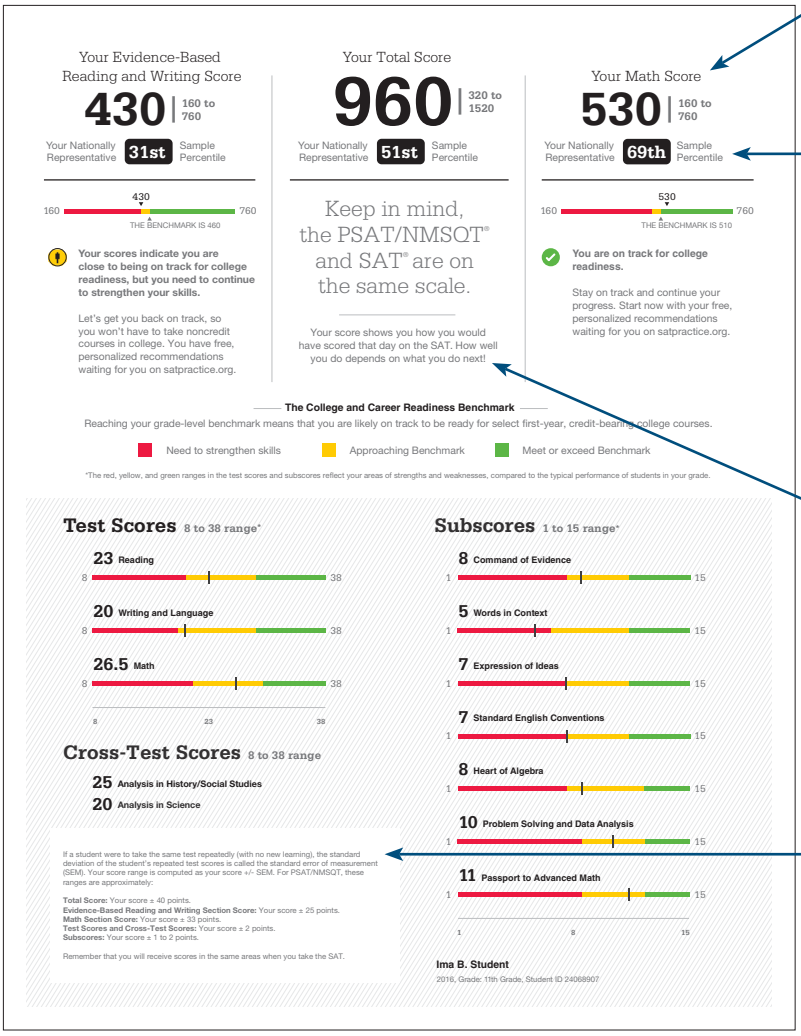

Your Evidence-Based Reading and Writing Score
430 | 160 to 760
Your Nationally Representative 31st Sample Percentile
160 430 760
THE BENCHMARK IS 460
Your scores indicate you are close to being on track for college readiness, but you need to continue to strengthen your skills.
Let's get you back on track, so you won't have to take noncredit courses in college. You have free, personalized recommendations waiting for you on satpractice.org.

Your Total Score
960 | 320 to 1520
Your Nationally Representative 51st Sample Percentile
Keep in mind, the PSAT/NMSQT® and SAT® are on the same scale.
Your score shows you how you would have scored that day on the SAT. How well you do depends on what you do next!

Your Math Score
530 | 160 to 760
Your Nationally Representative 69th Sample Percentile
160 530 760
THE BENCHMARK IS 510
You are on track for college readiness.
Stay on track and continue your progress. Start now with your free, personalized recommendations waiting for you on satpractice.org.

The College and Career Readiness Benchmark
Reaching your grade-level benchmark means that you are likely on track to be ready for select first-year, credit-bearing college courses.
Need to strengthen skills | Approaching Benchmark | Meet or exceed Benchmark
*The red, yellow, and green ranges in the test scores and subscores reflect your areas of strengths and weaknesses, compared to the typical performance of students in your grade.

Test Scores 8 to 38 range*
23 Reading (8–38)
20 Writing and Language (8–38)
26.5 Math (8–38)
8 23 38

Cross-Test Scores 8 to 38 range
25 Analysis in History/Social Studies
20 Analysis in Science

If a student were to take the same test repeatedly (with no new learning), the standard deviation of the student's repeated test scores is called the standard error of measurement (SEM). Your score range is computed as your score +/- SEM. For PSAT/NMSQT, these ranges are approximately:
Total Score: Your score ± 40 points.
Evidence-Based Reading and Writing Section Score: Your score ± 25 points.
Math Section Score: Your score ± 33 points.
Test Scores and Cross-Test Scores: Your score ± 2 points.
Subscores: Your score ± 1 to 2 points.
Remember that you will receive scores in the same areas when you take the SAT.

Subscores 1 to 15 range*
8 Command of Evidence (1–15)
5 Words in Context (1–15)
7 Expression of Ideas (1–15)
7 Standard English Conventions (1–15)
8 Heart of Algebra (1–15)
10 Problem Solving and Data Analysis (1–15)
11 Passport to Advanced Math (1–15)
1 8 15

Ima B. Student
2016, Grade: 11th Grade, Student ID 24068907

Score Report

What Are Ima's Scores?

Ima's Evidence-Based Reading and Writing score is 430 and Math is 530. In Evidence-Based Reading and Writing, Ima's score is approaching the benchmark (explained on the report), but she is not quite on track for college readiness. In Math, however, Ima is exceeding the benchmark and is on track. Test scores, cross-test scores, and subscores can give Ima a better understanding of areas to work on.

What Are Her Score Percentiles?

Since Ima is in the 11th grade, the percentiles compare her scores with those of all 11th graders in the nation. Ima scored as well as or better in Evidence-Based Reading and Writing than 31% of a nationally representative group of juniors. In Math, she scored as well as or better than 69% of a nationally representative group of juniors. Additional percentiles are available in Ima's online score report.

How Will Ima Do on the SAT®?

The PSAT/NMSQT and SAT are scored on a common scale; therefore if Ima had taken the SAT instead of the PSAT/NMSQT on the same test date, she would have received the same score. When Ima takes the SAT, she will likely have had additional learning from school and practice. Her PSAT/NMSQT results can help Ima focus her efforts in high school to be better prepared for the SAT.

What Are Her Score Ranges?

No test measures precisely what someone knows, and many factors can affect results. That is why test makers think of each score as a range that extends from a few points below to a few points above the score earned.

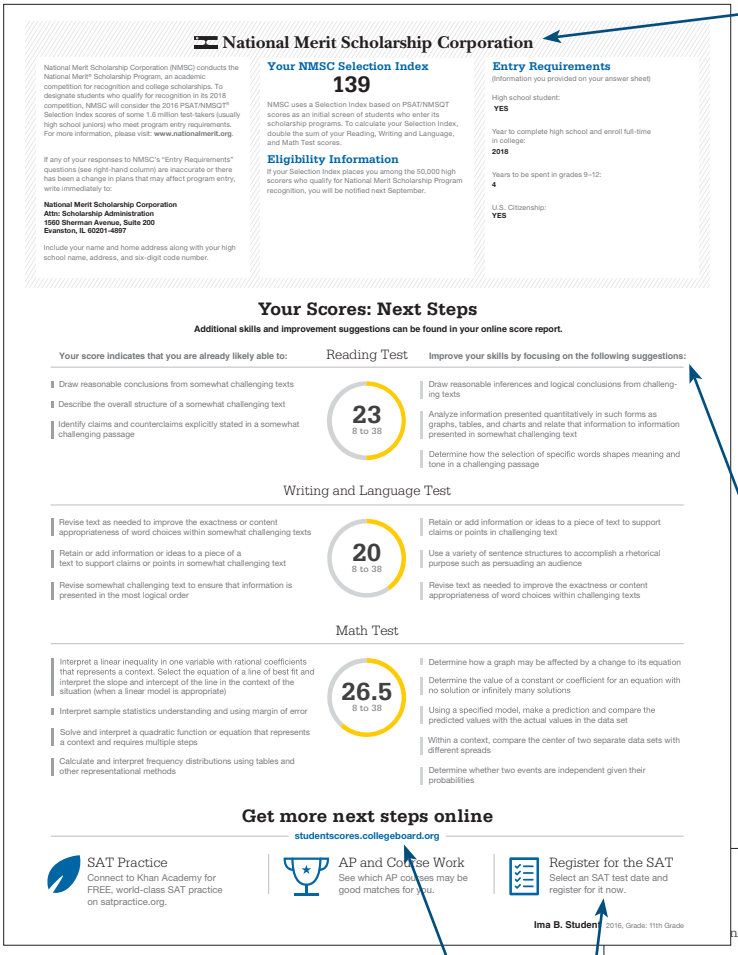

National Merit Scholarship Corporation

National Merit Scholarship Corporation (NMSC) conducts the National Merit® Scholarship Program, an academic competition for recognition and college scholarships. To designate students who qualify for recognition in its 2018 competition, NMSC will consider the 2016 PSAT/NMSQT® Selection Index scores of some 1.6 million test-takers (usually high school juniors) who meet program entry requirements. For more information, please visit: **www.nationalmerit.org**.

If any of your responses to NMSC's "Entry Requirements" questions (see right-hand column) are inaccurate or there has been a change in plans that may affect program entry, write immediately to:

National Merit Scholarship Corporation
Attn: Scholarship Administration
1560 Sherman Avenue, Suite 200
Evanston, IL 60201-4897

Include your name and home address along with your high school name, address, and six-digit code number.

Your NMSC Selection Index
139

NMSC uses a Selection Index based on PSAT/NMSQT scores as an initial screen of students who enter its scholarship programs. To calculate your Selection Index, double the sum of your Reading, Writing and Language, and Math Test scores.

Eligibility Information
If your Selection Index places you among the 50,000 high scorers who qualify for National Merit Scholarship Program recognition, you will be notified next September.

Entry Requirements
(Information you provided on your answer sheet)

High school student:
YES

Year to complete high school and enroll full-time in college:
2018

Years to be spent in grades 9–12:
4

U.S. Citizenship:
YES

Your Scores: Next Steps

Additional skills and improvement suggestions can be found in your online score report.

Your score indicates that you are already likely able to:	Reading Test	Improve your skills by focusing on the following suggestions:
Draw reasonable conclusions from somewhat challenging texts	23 (8 to 38)	Draw reasonable inferences and logical conclusions from challenging texts
Describe the overall structure of a somewhat challenging text		Analyze information presented quantitatively in such forms as graphs, tables, and charts and relate that information to information presented in somewhat challenging text
Identify claims and counterclaims explicitly stated in a somewhat challenging passage		Determine how the selection of specific words shapes meaning and tone in a challenging passage
	Writing and Language Test	
Revise text as needed to improve the exactness or content appropriateness of word choices within somewhat challenging texts	20 (8 to 38)	Retain or add information or ideas to a piece of text to support claims or points in challenging text
Retain or add information or ideas to a piece of a text to support claims or points in somewhat challenging text		Use a variety of sentence structures to accomplish a rhetorical purpose such as persuading an audience
Revise somewhat challenging text to ensure that information is presented in the most logical order		Revise text as needed to improve the exactness or content appropriateness of word choices within challenging texts
	Math Test	
Interpret a linear inequality in one variable with rational coefficients that represents a context. Select the equation of a line of best fit and interpret the slope and intercept of the line in the context of the situation (when a linear model is appropriate)	26.5 (8 to 38)	Determine how a graph may be affected by a change to its equation
Interpret sample statistics understanding and using margin of error		Determine the value of a constant or coefficient for an equation with no solution or infinitely many solutions
Solve and interpret a quadratic function or equation that represents a context and requires multiple steps		Using a specified model, make a prediction and compare the predicted values with the actual values in the data set
Calculate and interpret frequency distributions using tables and other representational methods		Within a context, compare the center of two separate data sets with different spreads
		Determine whether two events are independent given their probabilities

Get more next steps online
studentscores.collegeboard.org

SAT Practice
Connect to Khan Academy for FREE, world-class SAT practice on satpractice.org.

AP and Course Work
See which AP courses may be good matches for you.

Register for the SAT
Select an AT test date and register for it now.

Ima B. Student 2016, Grade: 11th Grade

Score Report

Will Ima Be Able to Enter the National Merit® Scholarship Program?

Ima has an NMSC Selection Index of 139, which is double the sum of her Reading (23), Writing and Language (20), and Math (26.5) Test scores. This index is used by National Merit Scholarship Corporation to designate students to be recognized in its National Merit Scholarship Program.

If an asterisk had appeared next to Ima's score, it would mean she does not meet entry requirements for the program. In this case, Ima meets entry requirements, but her score is not likely to take her further in the competition for awards. For entry requirements and information on how the competition works, see the *2016 PSAT/NMSQT Student Guide* or visit **www.nationalmerit.org**.

How Can Ima Improve Her Academic Skills?

Your Scores: Next Steps are based on her test scores, and what general skills similarly performing students understand. Ima can see which skills she performed well on and which she needs to improve. When she goes online and logs in to the full report online, she can see additional skills and improvement steps. Ima can also link her account to Khan Academy® for personalized practice recommendations.

What Are the Next Steps for Ima?

Under **Get more next steps online**, Ima is directed to **studentscores.collegeboard.org** to learn how to prepare for the SAT and see her potential for challenging AP® course work.

When Should Ima Take the SAT?

As a junior, Ima should begin planning when she will take the SAT. Most students take the SAT for the first time in their junior year. By planning now, Ima can ensure she has adequate time to practice for the SAT. She can take advantage of practice resources by visiting **studentscores.collegeboard.org**.

How Can Ima Learn from Her Answers?

Using her score report with her PSAT/NMSQT test booklet, Ima can see the actual questions, correct answers, and difficulty level alongside her own answers. She can use her online score report to review the questions she answered incorrectly or omitted, and to see detailed answer explanations.

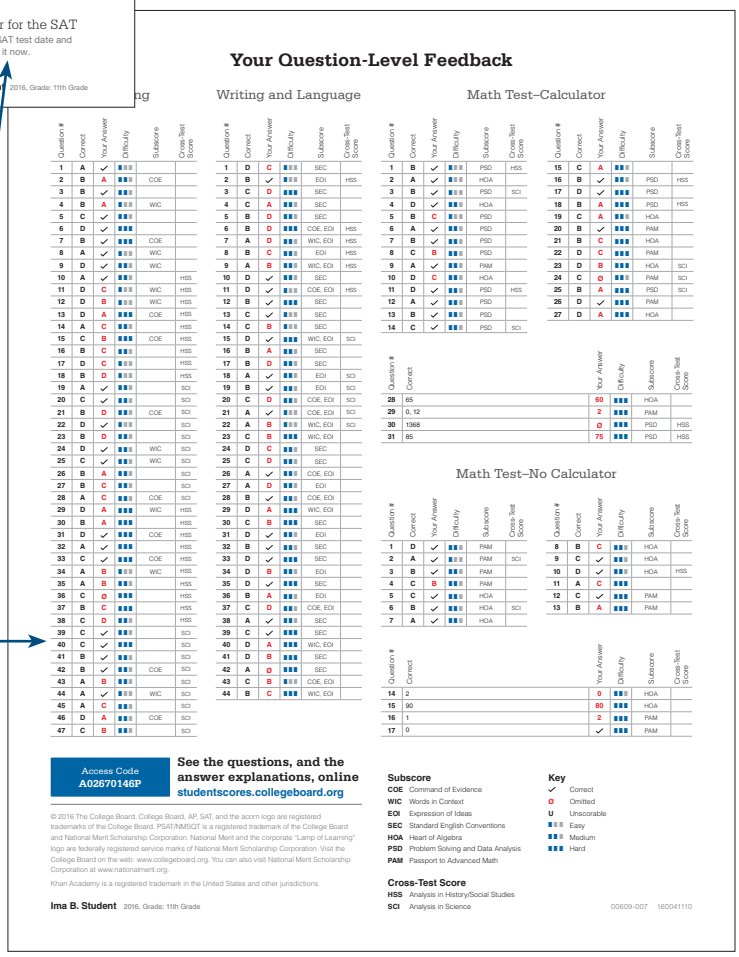

Your Question-Level Feedback

Reading

Question #	Correct	Your Answer	Difficulty	Subscore	Cross-Test Score
1	A	✓	■■■		
2	B	A	■■■	COE	
3	B	✓	■■■		
4	B	A	■■■	WIC	
5	C	✓	■■■		
6	D	✓	■■■		
7	B	✓	■■■	COE	
8	A	✓	■■■	WIC	
9	D	✓	■■■	WIC	
10	A	✓	■■■		HSS
11	D	C	■■■	WIC	HSS
12	D	B	■■■	WIC	HSS
13	D	A	■■■	COE	HSS
14	A	C	■■■		HSS
15	C	B	■■■	COE	HSS
16	B	C	■■■		HSS
17	D	C	■■■		HSS
18	B	D	■■■		HSS
19	A	✓	■■■		SCI
20	C	✓	■■■		SCI
21	B	D	■■■	COE	SCI
22	D	✓	■■■		SCI
23	B	D	■■■		SCI
24	D	✓	■■■	WIC	SCI
25	C	✓	■■■	WIC	SCI
26	B	A	■■■		SCI
27	B	C	■■■		SCI
28	A	C	■■■	COE	SCI
29	D	A	■■■	WIC	HSS
30	B	A	■■■		HSS
31	D	✓	■■■	COE	HSS
32	A	✓	■■■		HSS
33	C	✓	■■■	COE	HSS
34	A	B	■■■	WIC	HSS
35	A	B	■■■		HSS
36	C	Ø	■■■		HSS
37	B	C	■■■		HSS
38	C	D	■■■		HSS
39	C	✓	■■■		SCI
40	C	✓	■■■		SCI
41	B	✓	■■■		SCI
42	B	✓	■■■	COE	SCI
43	A	B	■■■		SCI
44	A	✓	■■■	WIC	SCI
45	A	C	■■■		SCI
46	D	A	■■■	COE	SCI
47	C	B	■■■		SCI

Writing and Language

Question #	Correct	Your Answer	Difficulty	Subscore	Cross-Test Score
1	D	C	■■■	SEC	
2	B	✓	■■■	EOI	HSS
3	C	D	■■■	SEC	
4	C	A	■■■	SEC	
5	B	D	■■■	SEC	
6	B	D	■■■	COE, EOI	HSS
7	A	D	■■■	WIC, EOI	HSS
8	B	C	■■■	EOI	HSS
9	A	B	■■■	WIC, EOI	HSS
10	D	✓	■■■	SEC	
11	D	✓	■■■	COE, EOI	HSS
12	B	✓	■■■	SEC	
13	C	✓	■■■	SEC	
14	C	B	■■■	SEC	
15	D	✓	■■■	WIC, EOI	SCI
16	B	A	■■■	SEC	
17	B	D	■■■	SEC	
18	A	✓	■■■	EOI	SCI
19	B	✓	■■■	EOI	SCI
20	C	D	■■■	COE, EOI	SCI
21	A	✓	■■■	COE, EOI	SCI
22	A	B	■■■	WIC, EOI	SCI
23	C	B	■■■	WIC, EOI	
24	D	C	■■■	SEC	
25	C	D	■■■	SEC	
26	A	✓	■■■	COE, EOI	
27	A	D	■■■	EOI	
28	B	✓	■■■	COE, EOI	
29	D	A	■■■	WIC, EOI	
30	C	B	■■■	SEC	
31	D	✓	■■■	EOI	
32	B	✓	■■■	SEC	
33	D	✓	■■■	SEC	
34	D	B	■■■	EOI	
35	D	✓	■■■	SEC	
36	B	A	■■■	EOI	
37	C	D	■■■	COE, EOI	
38	A	✓	■■■	SEC	
39	C	✓	■■■	SEC	
40	D	A	■■■	WIC, EOI	
41	D	B	■■■	SEC	
42	A	Ø	■■■	SEC	
43	C	B	■■■	COE, EOI	
44	B	C	■■■	WIC, EOI	

Math Test–Calculator

Question #	Correct	Your Answer	Difficulty	Subscore	Cross-Test Score
1	B	✓	■■■	PSD	HSS
2	A	✓	■■■	HOA	
3	B	✓	■■■	PSD	SCI
4	D	✓	■■■	HOA	
5	B	C	■■■	PSD	
6	A	✓	■■■	PSD	
7	B	✓	■■■	PSD	
8	C	B	■■■	PSD	
9	A	✓	■■■	PAM	
10	D	C	■■■	HOA	
11	D	✓	■■■	PSD	HSS
12	A	✓	■■■	PSD	
13	B	✓	■■■	PSD	
14	C	✓	■■■	PSD	SCI
15	C	A	■■■		
16	B	✓	■■■	PSD	HSS
17	D	✓	■■■	PSD	
18	B	A	■■■	PSD	HSS
19	C	A	■■■	HOA	
20	B	✓	■■■	PAM	
21	B	C	■■■	HOA	
22	D	C	■■■	PAM	
23	D	B	■■■	HOA	SCI
24	C	Ø	■■■	PAM	SCI
25	B	A	■■■	PSD	SCI
26	D	✓	■■■	PAM	
27	D	A	■■■	HOA	

Question #	Correct	Your Answer	Difficulty	Subscore	Cross-Test Score
28	65	60	■■■	HOA	
29	0, 12	2	■■■	PAM	
30	1368	Ø	■■■	PSD	HSS
31	85	75	■■■	PSD	HSS

Math Test–No Calculator

Question #	Correct	Your Answer	Difficulty	Subscore	Cross-Test Score
1	D	✓	■■■	PAM	
2	A	✓	■■■	PAM	SCI
3	B	✓	■■■	PAM	
4	C	B	■■■	PAM	
5	C	✓	■■■	HOA	
6	B	✓	■■■	HOA	SCI
7	A	✓	■■■	HOA	
8	B	C	■■■	HOA	
9	C	✓	■■■	HOA	
10	D	✓	■■■	HOA	HSS
11	A	C	■■■		
12	C	✓	■■■	PAM	
13	B	A	■■■	PAM	

Question #	Correct	Your Answer	Difficulty	Subscore	Cross-Test Score
14	2	0	■■■	HOA	
15	90	80	■■■	HOA	
16	1	2	■■■	PAM	
17	0	✓	■■■	PAM	

Access Code
A02670146P

See the questions, and the answer explanations, online
studentscores.collegeboard.org

© 2016 The College Board. College Board, AP, SAT, and the acorn logo are registered trademarks of the College Board. PSAT/NMSQT is a registered trademark of the College Board and National Merit Scholarship Corporation. National Merit and the corporate "Lamp of Learning" logo are federally registered service marks of National Merit Scholarship Corporation. Visit the College Board on the web: www.collegeboard.org. You can also visit National Merit Scholarship Corporation at www.nationalmerit.org.

Khan Academy is a registered trademark in the United States and other jurisdictions.

Ima B. Student 2016, Grade: 11th Grade

Subscore
COE Command of Evidence
WIC Words in Context
EOI Expression of Ideas
SEC Standard English Conventions
HOA Heart of Algebra
PSD Problem Solving and Data Analysis
PAM Passport to Advanced Math

Cross-Test Score
HSS Analysis in History/Social Studies
SCI Analysis in Science

Key
✓ Correct
Ø Omitted
U Unscorable
Easy
Medium
Hard

00609-007 160041110

Score Report

© 2016 The College Board. PSAT/NMSQT is a registered trademark of the College Board and National Merit Corporation. National Merit and the corporate "Lamp of Learning" logo are federally registered service marks of National Merit Scholarship Corporation (NMSC). Khan Academy is a registered trademark in the United States and other jurisdictions.
160041109 00609-002

Preliminary SAT/National Merit Scholarship Qualifying Test
cosponsored by
CollegeBoard / NATIONAL MERIT SCHOLARSHIP CORPORATION